

# Household Garbage Table



























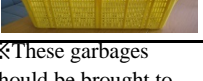
Please follow all rules to help our community to stay clean and to reduce garbages.

April, 2017

- Garbage pick-up date: Check "household garbage calender" (distributed every March)
- Time: By 8 a.m.
- Place: At the designated station located in your area
- If you have any questions about separating garbages, please contact the city hall's Life environment division.

- Each garbage station is managed by each community. Please keep it clean.
- Please write your name on disignated garbage bags.
- The owner of the pets, ground or buildings dispose of dead animals.

**Contact**  
Tarumizu cleaning Center  
0994323100  
Life environment division.  
0994321297

	Type of garbage	How to dispose	Contents	Rules and Warnings	Date	
Burnable Garbage	① Burnable Garbage		<ul style="list-style-type: none"> <li>● Non-recyclable papers (dirty, wet, and processed paper) (Wastepaper, paper cup, paper plates, and pictures)</li> <li>● Disposing hygienically (Diapers, pet's waste, sanitary products, cigarette butt, and desiccants)</li> <li>● Plants, branches, wooden boards, and bamboo etc.</li> <li>● Non-recyclable plastic products (Video tapes, Cassette tapes, combs, kitchen sponge, and refrigerant)</li> <li>● Rubber and leather products etc. (Balls, gloves, bags, any shoes, and hoses)</li> <li>● Non-recyclable clothes (Bathmats, stuffed animals, cushions, curtains, underwears, socks, stockings, and used sheets) (Chochin (recycle as much as possible), fireworks (which must be wet))</li> <li>● Food waste (Only shells, rice cakes, bamboo shoot, and bones)</li> </ul>	<ul style="list-style-type: none"> <li>※ Long strings and hoses must be cut under 50 centimeters.</li> <li>※ Place branches under 50 centimeters and 15 centimeters thick in Burnable garbage bags or tie in bundles and bring in them to Tarumizu Cleaning Center directly.</li> <li>Unable to place in the designated garbage bags or tie in bundles should be brought to Kimotsuki Cleaning Center directly. (0994630168) (Not free)</li> <li>※ Other garbages which are unable to place in the designated garbage bags should be brought to Tarumizu Cleaning Center directly as Oversized garbages.</li> </ul>	Once a week	
	② Non-burnable garbages		<ul style="list-style-type: none"> <li>● Pottery, glass, cup, broken glass, dirty bottles, and mirrors</li> <li>● Lighters (used completely), broken light bulbs, and fluorescent lights</li> </ul>	<ul style="list-style-type: none"> <li>※ Broken glass should be wrapped in papers with writing 「キケン」 and dispose in designated garbage bags.</li> </ul>	Once a month	
Food waste	③ Food waste		<ul style="list-style-type: none"> <li>● Leftover and food waste (Leftovers which are too big should be disposed as Burnable Garbages)</li> </ul>	<ul style="list-style-type: none"> <li>Drain all liquids completely. Do Not mix with any plastic.</li> <li>※ Leftovers which are too big should be cut under 5 centimeters</li> </ul>	Three times a week	
Recyclable	Cans	④ Cans		<ul style="list-style-type: none"> <li>● All cans which have the mark of aluminium and steel</li> </ul>	<ul style="list-style-type: none"> <li>※ Rinse the inside. </li> </ul>	Anytime
	Bottles	⑤ Large glass bottles		● Shochu bottles	<ul style="list-style-type: none"> <li>※ Rinse the inside </li> <li>※ Leave the label on and take off the cap. The cap should be disposed as metal products.</li> <li>※ Separate all by color.</li> </ul>	
		⑥ Small Brown Glass bottles		● Bottles of energy drinks and seasonings		
		⑦ Clear glass bottles		● Clear bottles		
		⑧ Other color bottles		● Other color bottles		
	Papers	⑨ Cardboard		● Cardboard	<ul style="list-style-type: none"> <li>※ Get rid of pins and tapes on Cardboard. And tie string around it.</li> </ul>	Twice a month
		⑩ Newspapers Advertisements		● Newspapers and Advertisements etc.	<ul style="list-style-type: none"> <li>※ You can take newspapers to the designated station twice a week on the date recyclable garbages are picked up.</li> </ul>	
		⑪ Magazine books		<ul style="list-style-type: none"> <li>● Books, textbooks, magazines, and comic books etc.</li> <li>● Brochures and calendar</li> <li>● Catalog and envelope</li> </ul>	<ul style="list-style-type: none"> <li>※ Wet papers can't be recycled. In a rainy day, take out the garbages next date in case of the situation that your station has no roof.</li> <li>※ Separate, stack and tie each category them with a rope.</li> </ul>	
		⑫ Copy papers		● Copy papers		
		⑬ Milk cartons		<ul style="list-style-type: none"> <li>● All cartons which have a mark → </li> </ul>	<ul style="list-style-type: none"> <li>※ Some supermarkets will receive the garbages.</li> <li>※ Milk cartons should be opened and washed.</li> </ul>	
		⑭ Cardboard box Wrapping paper		<ul style="list-style-type: none"> <li>● All papers which have a mark → </li> </ul>	<ul style="list-style-type: none"> <li>※ Any plastic should be taken off.</li> </ul>	
		⑮ Other papers		<ul style="list-style-type: none"> <li>● Others which don't have the mark (shredded papers, postcards, business cards, receipt, toilet paper etc.)</li> <li>● Papers coated in aluminium or plastic</li> </ul>	<ul style="list-style-type: none"> <li>※ Wash and dry them out.</li> </ul>	
	Plastic	⑯ Plastic bottles		<ul style="list-style-type: none"> <li>● All which have a mark "PET1" (Plastic bottles) </li> </ul>	<ul style="list-style-type: none"> <li>※ Take the labels and caps off, rinse the inside, and dry bottles out.</li> </ul>	Anytime
		⑰ Styrofoams		<ul style="list-style-type: none"> <li>● All which have a mark → </li> <li>● White tray, color tray, styrofoams (Plastic bags, labels and caps of plastic bottles, bottles of shampoo, detergent and bleach)</li> </ul>	<ul style="list-style-type: none"> <li>※ Any dirty styrofoams should be washed and dried out.</li> <li>※ The labels and caps should be disposed as styrofoams.</li> <li>※ Big styrofoams should always be tied in a stack</li> </ul>	Twice a month
		⑱ Other styrofoams		<ul style="list-style-type: none"> <li>● Others which don't have the mark (Plastic plates, spoons, buckets, straws, bath goods, CD, DVD, toys, and pens)</li> </ul>	<ul style="list-style-type: none"> <li>※ Other styrofoams which are unable to place in the designated garbage bags should be brought to Tarumizu Cleaning Center directly.</li> </ul>	
	Metal	⑲ Clothes		● Clothes which have been washed	<ul style="list-style-type: none"> <li>※ There is no need to take off the buttons and zippers.</li> </ul>	Anytime
		⑳ Spray bottles Gas cans		<ul style="list-style-type: none"> <li>● Spray bottles of insecticide, etc</li> <li>● Gas cans</li> </ul>	<ul style="list-style-type: none"> <li>Spray bottles and Gas cans should be used completely.</li> <li>※ If it's dangerous because of the rust, please contact the Life environment division.</li> </ul>	
		㉑ Metal products		<ul style="list-style-type: none"> <li>● Metal tableware, pots, knives, nails, and bottle caps</li> <li>● Umbrella, aluminium foil, and hangers</li> </ul>	<ul style="list-style-type: none"> <li>※ Dispose them into the container for metal products.</li> <li>※ Umbrellas don't need to be separated.</li> </ul>	
		㉒ Fluorescent lights		● Fluorescent lights	<ul style="list-style-type: none"> <li>※ Broken Fluorescent lights should be disposed as Non-burnable garbages.</li> </ul>	
㉓ Dry cell batteries			● Batteries	<ul style="list-style-type: none"> <li>※ DO NOT dispose of garbages except batteries.</li> </ul>		
㉔ Cooking oil		● Cooking oil	<ul style="list-style-type: none"> <li>※ Some impurities should be got rid of.</li> <li>DO NOT dispose of oil except cooking oil.</li> </ul>	Sun.~Fri. (Except New Year's holidays)		
㉕ Household appliance		<ul style="list-style-type: none"> <li>● Radio, hairdryer, fans, microwave, and video games</li> <li>● Vacuum, phone, calculator, rice cooker, clock, and printer etc.</li> </ul>	<ul style="list-style-type: none"> <li>※ DO NOT dispose of TV, refrigerator, air conditioner, washing machine, and laptop. Batteries should be taken off and disposed of ㉓</li> </ul>			
㉖ Burnable oversized garbages	<ul style="list-style-type: none"> <li>※ These garbages should be brought to Tarumizu Cleaning Center directly. (Free)</li> </ul>	<ul style="list-style-type: none"> <li>● Blanket, futon, carpet, rug, ※ These must not be wet</li> <li>● Wooden desk and shelves</li> <li>● Bicycle and heater</li> <li>● Desk and chairs which are made of steel</li> </ul>	<ul style="list-style-type: none"> <li>If you are unable to bring garbages to Tarumizu Cleaning Center directly, please contact here. (Not free)</li> <li>Ono store 0994350002</li> <li>Osumi Industry 0994325738 Koyo 0994324779</li> </ul>			
㉗ Non-Burnable oversized garbages						
<p><b>Non-collectable garbages</b></p> <p>Household appliances (TV, refrigerator (freezer), air conditioner, and washing machine (dryer)) should be asked the store for disposing.</p> <p>If the store that you bought the product can't receive the garbages, you can bring them to the designated place or contact the special handlers.</p> <p>A group: Mochimasu Industry (470 Kamitakakuma, Kanoya city) 0994452690 B group: Kurume Transportation (750-17 Naganoda, Kanoya city) 0994416251</p> <p>Computers (desktop, laptop, CRT displays, LCD displays) ※ Each computer manufacturer collects and recycles used computers. (Not free)</p> <p>General wastes from business activities ※ Please call the above number to have them disposed. (Not free)</p> <p>Industrial waste (woods, concretes, roof tiles, bricks, iron tin roofs, Insulations and any construction items) ※ Please call the above number to have them disposed.</p> <p>Medical waste, infectious waste, medicine, environment and fishery plastic sheets, bottles of agricultural chemicals</p> <p>Machinery oil, paint and coating, extinguisher, oil cans, rocks and any kind of industrial waste</p>						